


PRIVACY FILTER REFERENCE GUIDE

Thank you for purchasing this MANHATTAN® Privacy Filter.

By narrowing the field of view to approximately 45° from the display center, it effectively discourages glances from curious onlookers and prevents the disclosure of on-screen displays to information thieves. Once installed, the Privacy Filter also helps protect fragile LCD surfaces from scratches and minor damage, and can decrease eyestrain, glare and annoying reflections.

Privacy Filter with cleaning cloth and multi-option mounting kit.



The image at far right shows how the display on the monitor screen becomes more difficult to discern through the Privacy Filter as the view approaches a 45° angle, at which point the display becomes completely "private" for the user and indiscernible to others.

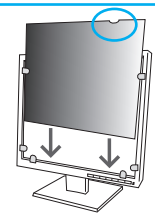

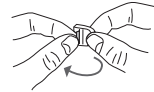
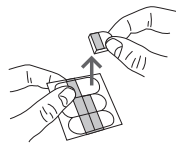


MOUNTING KIT INSTALLATION

IMPORTANT: For proper product performance, *do not* bend, cut or otherwise alter the size or shape of the Privacy Filter. *Do* clean your monitor screen with the enclosed cloth before positioning the filter, and *do* ensure the cutout appears at the top right as you face the filter when it's in place (as highlighted in the Step 4 image below).

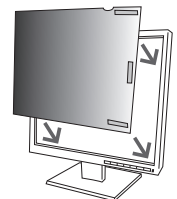
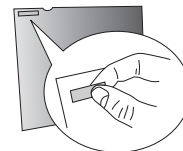
If your monitor screen is *larger* than the Privacy Filter, use the clear plastic tabs.

1. Separate the tabs.
2. Peel the protective cover from the adhesive.
3. Place the tabs along the bottom and sides of your monitor.
4. Slip the Privacy Filter behind the tabs so it covers the screen.



If your monitor screen is *smaller* than the Privacy Filter, use the adhesive strips (adhesive on both sides).

1. Remove the strips one at a time from the sheet.
2. Place the strips along the back edges of the filter so they line up with the outer frame of your monitor. **NOTE:** Be careful not to cover any control buttons on your monitor.
3. Peel the remaining protective cover from the strips and press the filter in place on the monitor frame so it covers the screen.



SPECIFICATIONS

Dimensions*

- Model 424004: 18 x 25 cm (7 x 9.8 in.)
- Model 424028: 23 x 30 cm (9 x 11.8 in.)
- Model 424035: 21 x 33 cm (8.25 x 13 in.)
- Model 424042: 27 x 34 cm (10.5 x 13 in.)

Package Contents

- Privacy Filter
- Mounting kit, cleaning cloth, reference guide

* Always measure the display first to determine compatibility. Trimming is not recommended.

CAUTIONS

- Use the filter only with notebook or LCD monitor screens.
- Do not exert excessive force or use an abrasive cloth when cleaning the surface of the filter.
- Do not bend the filter.



MANHATTAN™

BRINGING COMPUTERS TO LIFE

MANHATTAN® offers a complete line of PC Components, Peripherals, Cables and Accessories.
Ask your local computer dealer for more information or visit us online at

www.manhattan-products.com

Copyright © MANHATTAN

All products mentioned are trademarks or registered trademarks of their respective owners.